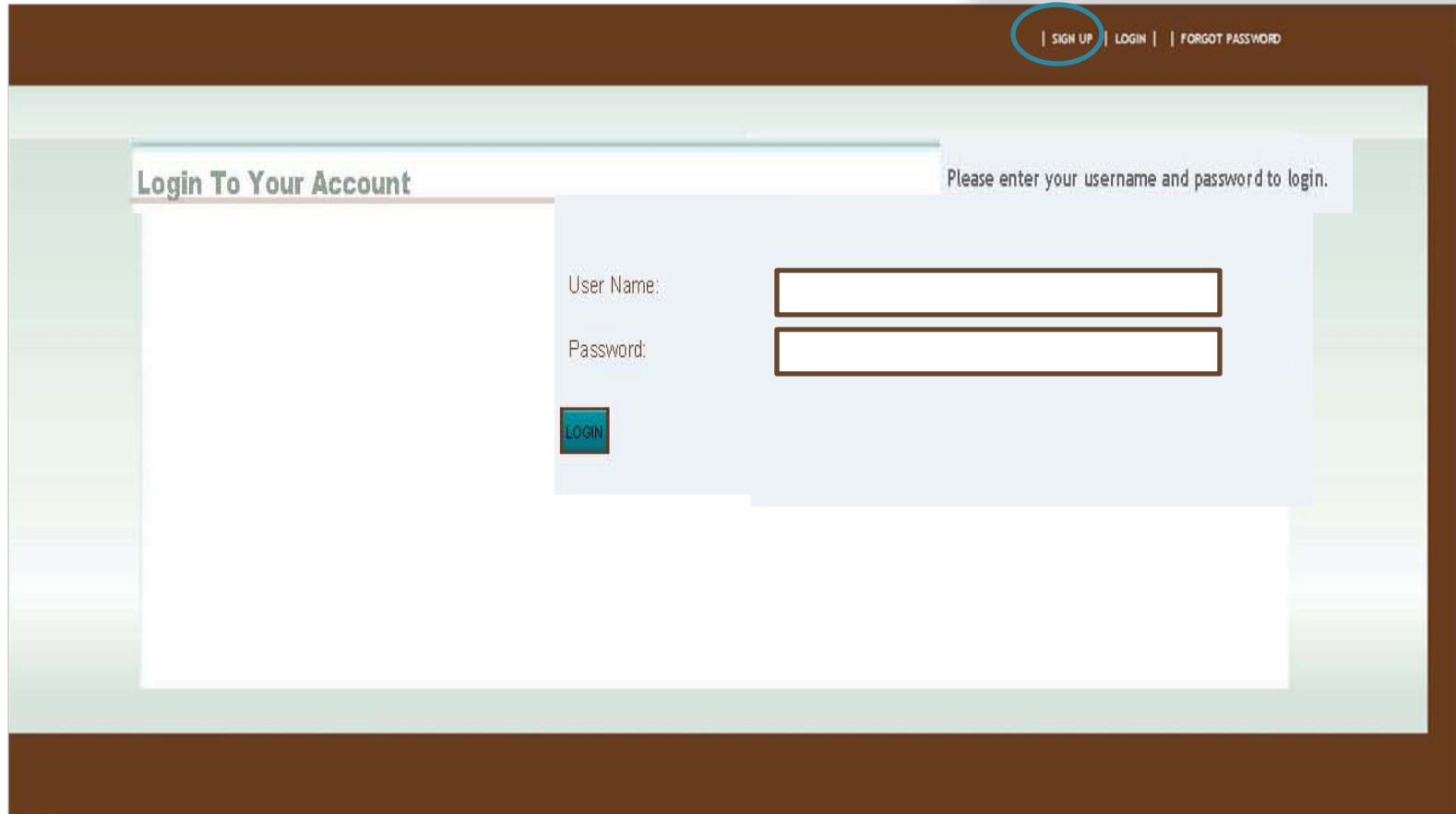
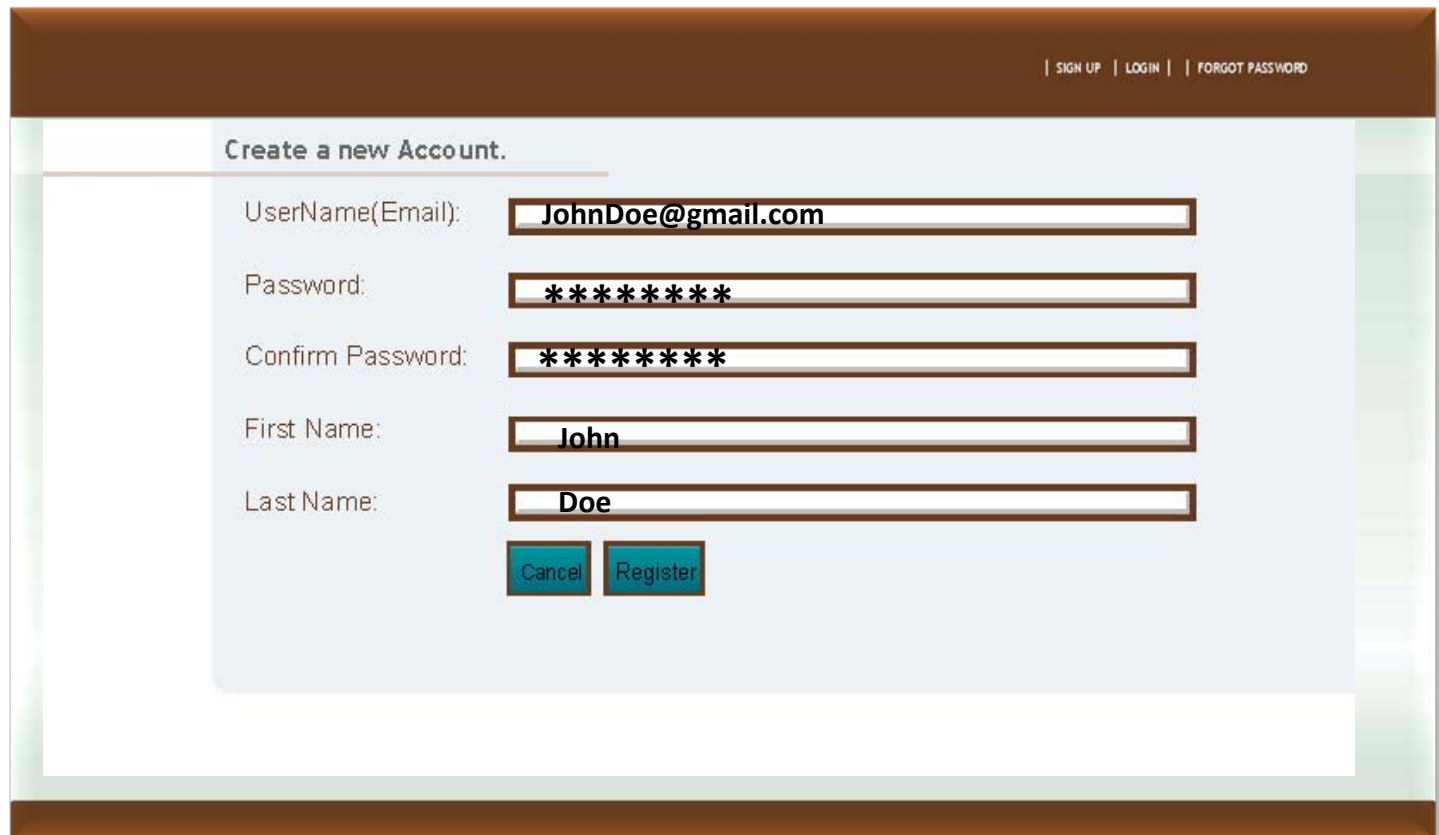


## Creating Your Account

1. Please visit [www.sbcaexam.org](http://www.sbcaexam.org) and click on **Sign Up** in order to create an account and take exams.



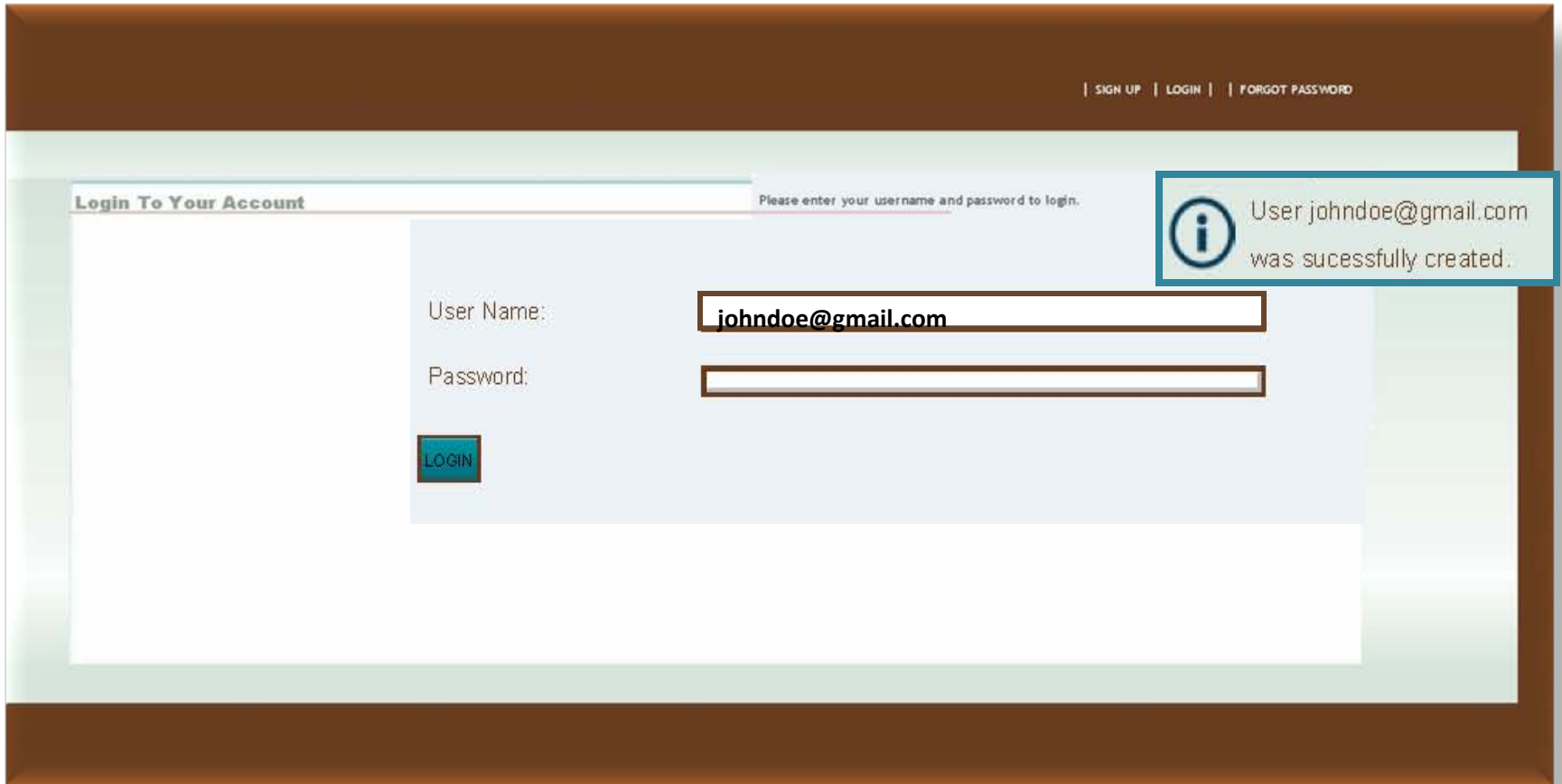
2.
  - A. Enter your email address
  - B. Create a password
  - C. Reenter your password
  - D. Enter your first name
  - E. Enter your last name
  - F. Click on Register



The screenshot shows a registration form titled "Create a new Account." with a dark blue header containing links for "SIGN UP", "LOGIN", and "FORGOT PASSWORD". The form fields are as follows:

UserName(Email):	<input type="text" value="JohnDoe@gmail.com"/>
Password:	<input type="password" value="*****"/>
Confirm Password:	<input type="password" value="*****"/>
First Name:	<input type="text" value="John"/>
Last Name:	<input type="text" value="Doe"/>

At the bottom of the form are two buttons: "Cancel" and "Register".



**3. Your account was successfully created! Now you must log back in with your password to access your newly created account.**



My Account

- MY ACCOUNT
- MY EXAMS
- MY RESULTS
- MY COURSES & RESOURCES

**4. Fill in address, company name, employer/tech ID, retailer/Corp ID phone number and then select [Edit Information](#).**

Please click the edit button to update your profile information

UserName : JOHNDOE@GMAIL.COM

First Name : John

Last Name : Doe

Password : \*\*\*\*

Address :

Company :

Employee/Tech ID :

Retailer/Corporate ID :

Phone Number :



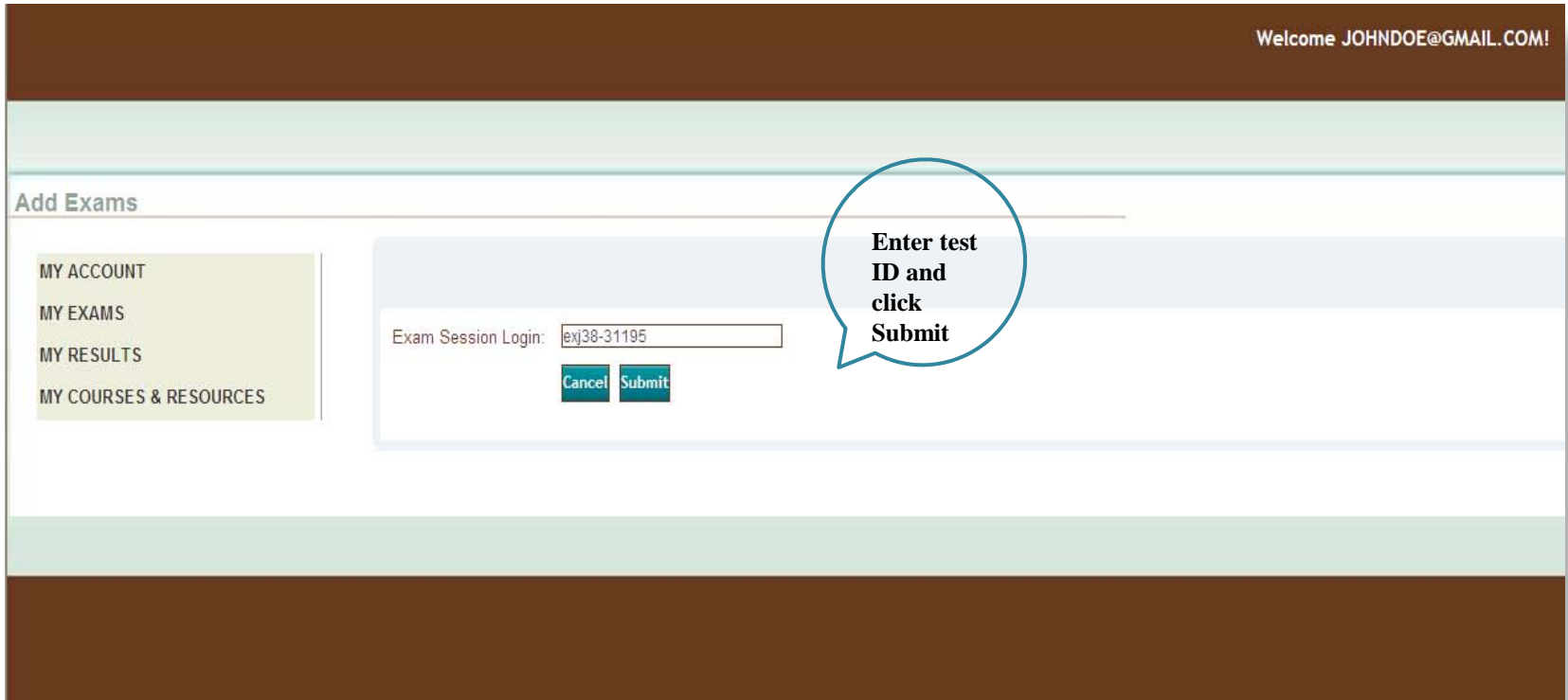
Edit Information

### Manage Exams

- MY ACCOUNT
- MY EXAMS
- MY RESULTS
- MY COURSES & RESOURCES

A light blue button with a green plus sign icon and the text "Add My Exams". The button is highlighted with a teal oval.

**5. After clicking on My Exams, click on [Add My Exams](#).**



**6. Enter a Test ID number as seen above and hit [Submit](#).**

### Manage Exams

- MY ACCOUNT
- MY EXAMS
- MY RESULTS
- MY COURSES & RESOURCES

+ Add My Exams

One ExamList found.

Exam Time	Exam Id	Name	Total Questions	Action
4/4/11 1:16:04 PM.000	38	DIRECTV Installation Contractor	75	<a href="#">Take Exam</a>



7. After your exam comes up, click **Take Exam**. This will take you to study materials and the exam.



Exam Instructions

- MY ACCOUNT
- MY EXAMS
- MY RESULTS
- MY COURSES & RESOURCES

Exam Name: DIRECTV Installation Contractor

Exam Status	Total Questions	Questions Completed	Questions Marked for Review	Questions Remaining	Exam Started	Time Allowed	Time Remaining
Incomplete	75	0	0	75	4/4/11 1:17:06 PM.000	90 Minutes	45 Minutes

This course has 75 questions you must get a score of 85% or better to pass

File Name	Action
Professional Attitude and Appearance	<a href="#">View</a>
Site Survey	<a href="#">View</a>
ODU Mounting Options	<a href="#">View</a>
ODU Assembly	<a href="#">View</a>
Aligning Peaking	<a href="#">View</a>
Cables and Connectors	<a href="#">View</a>
Cable Routing	<a href="#">View</a>
Ka_Ku Swim	<a href="#">View</a>
Receiving Equipment	<a href="#">View</a>
HDTV System Integration	<a href="#">View</a>
Telephone Connection	<a href="#">View</a>
Nec2	<a href="#">View</a>

**You will see a list of study materials.**  
**Please scroll to next slide**





Site Survey	<a href="#">View</a>
ODU Mounting Options	<a href="#">View</a>
ODU Assembly	<a href="#">View</a>
Aligning Peaking	<a href="#">View</a>
Cables and Connectors	<a href="#">View</a>
Cable Routing	<a href="#">View</a>
Ka_Ku Swim	<a href="#">View</a>
Receiving Equipment	<a href="#">View</a>
HDTV System Integration	<a href="#">View</a>
Telephone Connection	<a href="#">View</a>
Nec2	<a href="#">View</a>
International ODU Installation	<a href="#">View</a>
SL3 LNB Training	<a href="#">View</a>
Directv on Demand	<a href="#">View</a>
DIRECTV 2 PC	<a href="#">View</a>
Protection Plan	<a href="#">View</a>
Common Occurrences	<a href="#">View</a>
Troubleshooting	<a href="#">View</a>
Customer Education	<a href="#">View</a>

[Start Exam](#) [Submit Exam](#)

**8. Feel free to take a look at all study guides and review materials. When you are ready select [Start Exam](#).**

### Taking Exams

Exam Name: DIRECTV Installation Contractor

Exam Status	Total Questions	Questions Completed	Questions Marked for Review	Questions Remaining	Exam Started	Time Allowed	Time Remaining
Incomplete	75	0	0	75	4/4/11 1:17:06 PM.000	90 Minutes	20 Minutes

**Next**


During the exterior site survey you should, check all that apply.

- Select a location for the ODU
- Ensure you have a acceptable grounding loocation
- Determine how you'll route the station wire with the RG6 cable
- Locate the NID
- MARK QUESTION FOR REVIEW

[Review All Questions](#) [View Unanswered Questions](#) [View Marked Questions](#) [Submit Exam](#)

**9. Select the answer(s) and click [Next](#).**

### Confirm Submit Action

 You have 32 minutes left in your exam. Are you sure you want to submit your exam?

Exam Name:

Exam Status	Total Questions	Questions Completed	Questions Marked for Review	Questions Remaining	Exam Started	Time Allowed	Time Remaining
Incomplete	0	40	0	0	4/4/11 3:28:55 PM.000	0 Minutes	32 Minutes

[Confirm Submit](#) [Return Back](#)

After completing the test, select **Confirm Submit**.

Exams Results

- MY ACCOUNT
- MY EXAMS
- MY RESULTS
- MY COURSES & RESOURCES

Exam Results

Question	Status
Question 1	✓
Question 2	✓
Question 3	✓
Question 4	✓
Question 5	✓
Question 6	✓
Question 7	✓
Question 8	✓
Question 9	✓
Question 10	✓
Question 11	✓
Question 12	✓
Question 13	✓
Question 14	✓
Question 15	✓
Question 16	✓
Question 17	✓

**You can see what you missed and what you got right. Please scroll to next slide.**

Question 23	✓
Question 24	✓
Question 25	✓
Question 26	✓
Question 27	✓
Question 28	✓
Question 29	✓
Question 30	✓
Question 31	✓
Question 32	✓
Question 33	✓
Question 34	✓
Question 35	✓
Question 36	✓
Question 37	✓
Question 38	✓
Question 39	✓
Question 40	✓

You have passed the Exam, go to my results to print your certificate

**9. Whether you passed or failed will show on the bottom of the screen. Select [My Results](#), as seen on next slide.**

### Exam Results

- MY ACCOUNT
- MY EXAMS
- MY RESULTS**
- MY COURSES & RESOURCES

2 Results found, displaying all Results.

Exam Time	Exam	Score	Passed	Certificate	Review Exam
2011-04-04 13:17:06.0	DIRECTV Installation Contractor	0.0	Failed		<a href="#">Review Exam</a>
2011-04-04 15:28:55.0	DIRECTV Connected Home	97.5	Passed	<a href="#">View Certificate</a>	<a href="#">Review Exam</a>

10. Under **My Results**, you will see what exams you have passed and failed. Click on **View Certificate** to view and print your certificate.



Certificate Name	Download Certificate
DTVCHN	<a href="#">Download</a>
Coupon Name	View Coupon

No record found.

**10. Click on [Download](#) to view and print your certificate.**



**11. Congratulations! You now are able to print a copy of your certificate for your records.**